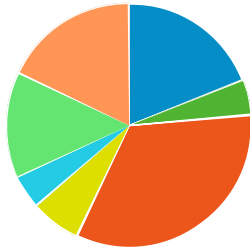


# cedarburg town consumer spending

Consumer Spending Report (Cedarburg town, Wisconsin)

## Apparel (2014)

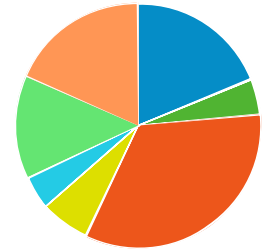
- Men's Apparel
- Boys' Apparel
- Women's Apparel
- Girls' Apparel
- Infants Apparel
- Footwear
- Apparel Services and Accessories



	\$ PER HOUSEHOLD	TOTAL \$000'S
<b>Totals:</b>	<b>\$3,950</b>	<b>\$8,265</b>
Men's Apparel	\$746	\$1,562
Boys' Apparel	\$187	\$392
Women's Apparel	\$1,320	\$2,762
Girls' Apparel	\$259	\$544
Infants Apparel	\$174	\$365
Footwear	\$554	\$1,159
Apparel Services and Accessories	\$707	\$1,481

## Apparel (2019)

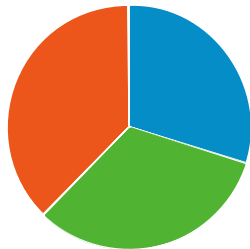
- Men's Apparel
- Boys' Apparel
- Women's Apparel
- Girls' Apparel
- Infants Apparel
- Footwear
- Apparel Services and Accessories



	\$ PER HOUSEHOLD	TOTAL \$000'S
<b>Totals:</b>	<b>\$4,207</b>	<b>\$9,135</b>
Men's Apparel	\$793	\$1,724
Boys' Apparel	\$199	\$433
Women's Apparel	\$1,406	\$3,053
Girls' Apparel	\$275	\$597
Infants Apparel	\$184	\$401
Footwear	\$573	\$1,245
Apparel Services and Accessories	\$775	\$1,683

## Entertainment (2014)

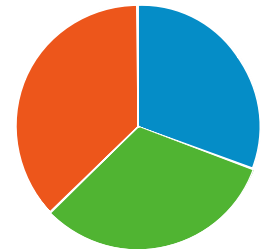
- Fees And Admissions
- Video And Audio Equipment
- Recreational Equipment And Supplies



	\$ PER HOUSEHOLD	TOTAL \$000'S
<b>Totals:</b>	<b>\$4,646</b>	<b>\$9,721</b>
Fees And Admissions	\$1,386	\$2,901
Video And Audio Equipment	\$1,506	\$3,151
Recreational Equipment And Supplies	\$1,753	\$3,668

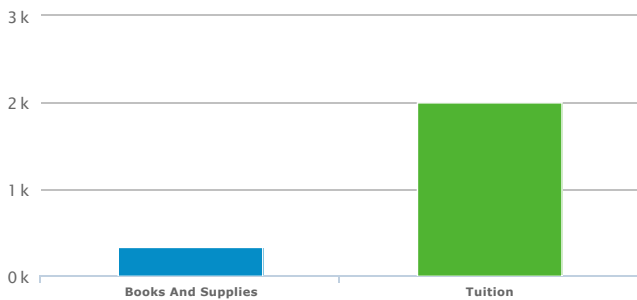
## Entertainment (2019)

- Fees And Admissions
- Video And Audio Equipment
- Recreational Equipment And Supplies



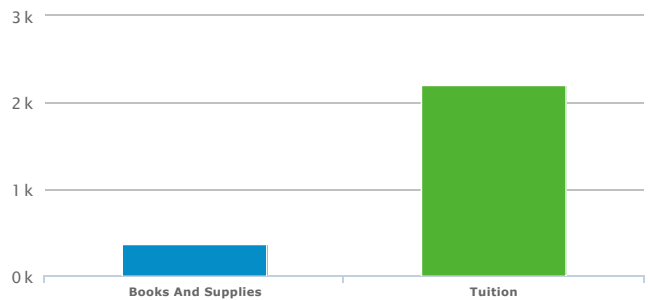
	\$ PER HOUSEHOLD	TOTAL \$000'S
<b>Totals:</b>	<b>\$4,951</b>	<b>\$10,749</b>
Fees And Admissions	\$1,519	\$3,299
Video And Audio Equipment	\$1,587	\$3,446
Recreational Equipment And Supplies	\$1,844	\$4,004

## Education (2014)



	\$ PER HOUSEHOLD	TOTAL \$000'S
<b>Totals:</b>	<b>\$2,322</b>	<b>\$4,858</b>

## Education (2019)

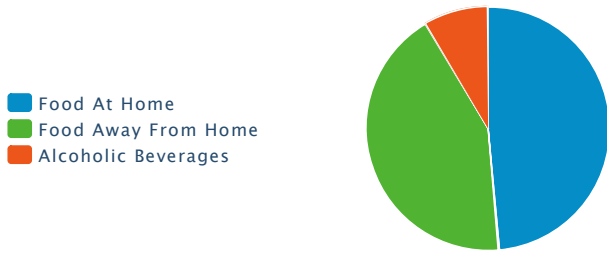


	\$ PER HOUSEHOLD	TOTAL \$000'S
<b>Totals:</b>	<b>\$2,559</b>	<b>\$5,557</b>

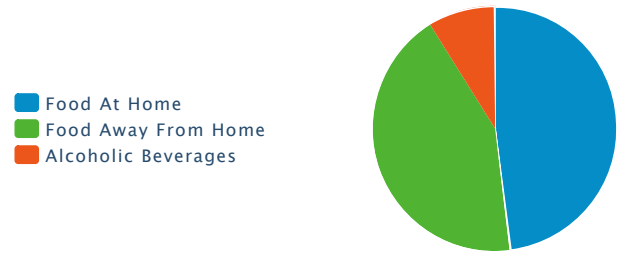
<b>Books And Supplies</b>	<b>\$326</b>	<b>\$683</b>
<b>Tuition</b>	<b>\$1,995</b>	<b>\$4,175</b>

<b>Books And Supplies</b>	<b>\$359</b>	<b>\$781</b>
<b>Tuition</b>	<b>\$2,199</b>	<b>\$4,776</b>

**Food and Beverages (2014)**



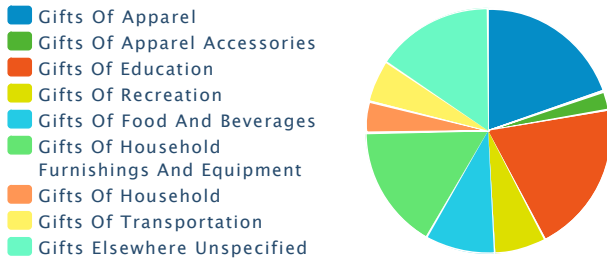
**Food and Beverages (2019)**



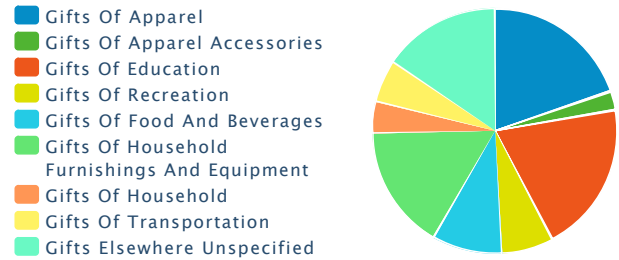
	\$ PER HOUSEHOLD	TOTAL \$000'S
<b>Totals:</b>	<b>\$11,864</b>	<b>\$24,821</b>
<b>Food At Home</b>	<b>\$5,774</b>	<b>\$12,081</b>
<b>Food Away From Home</b>	<b>\$5,067</b>	<b>\$10,601</b>
<b>Alcoholic Beverages</b>	<b>\$1,022</b>	<b>\$2,138</b>

	\$ PER HOUSEHOLD	TOTAL \$000'S
<b>Totals:</b>	<b>\$12,470</b>	<b>\$27,073</b>
<b>Food At Home</b>	<b>\$5,988</b>	<b>\$13,002</b>
<b>Food Away From Home</b>	<b>\$5,375</b>	<b>\$11,670</b>
<b>Alcoholic Beverages</b>	<b>\$1,106</b>	<b>\$2,402</b>

**Gifts (2014)**




**Gifts (2019)**




	\$ PER HOUSEHOLD	TOTAL \$000'S
<b>Totals:</b>	<b>\$2,468</b>	<b>\$5,164</b>
<b>Gifts Of Apparel</b>	<b>\$488</b>	<b>\$1,022</b>
<b>Gifts Of Apparel Accessories</b>	<b>\$61</b>	<b>\$128</b>
<b>Gifts Of Education</b>	<b>\$494</b>	<b>\$1,034</b>
<b>Gifts Of Recreation</b>	<b>\$167</b>	<b>\$350</b>
<b>Gifts Of Food And Beverages</b>	<b>\$230</b>	<b>\$483</b>
<b>Gifts Of Household Furnishings And Equipment</b>	<b>\$402</b>	<b>\$842</b>
<b>Gifts Of Household</b>	<b>\$102</b>	<b>\$215</b>
<b>Gifts Of Transportation</b>	<b>\$139</b>	<b>\$292</b>
<b>Gifts Elsewhere Unspecified</b>	<b>\$381</b>	<b>\$798</b>

	\$ PER HOUSEHOLD	TOTAL \$000'S
<b>Totals:</b>	<b>\$2,700</b>	<b>\$5,863</b>
<b>Gifts Of Apparel</b>	<b>\$534</b>	<b>\$1,159</b>
<b>Gifts Of Apparel Accessories</b>	<b>\$67</b>	<b>\$146</b>
<b>Gifts Of Education</b>	<b>\$540</b>	<b>\$1,174</b>
<b>Gifts Of Recreation</b>	<b>\$182</b>	<b>\$397</b>
<b>Gifts Of Food And Beverages</b>	<b>\$251</b>	<b>\$547</b>
<b>Gifts Of Household Furnishings And Equipment</b>	<b>\$440</b>	<b>\$956</b>
<b>Gifts Of Household</b>	<b>\$112</b>	<b>\$244</b>
<b>Gifts Of Transportation</b>	<b>\$153</b>	<b>\$334</b>
<b>Gifts Elsewhere Unspecified</b>	<b>\$417</b>	<b>\$906</b>

**Household Furnishings (2014)**



**Household Furnishings (2019)**



	\$ PER HOUSEHOLD	TOTAL \$000'S
--	------------------	---------------

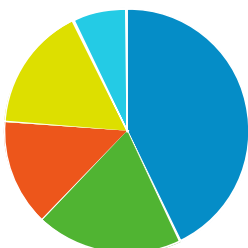
	\$ PER HOUSEHOLD	TOTAL \$000'S
--	------------------	---------------

<b>Totals:</b>	<b>\$3,792</b>	<b>\$7,933</b>
Household Textiles	\$254	\$533
Furniture	\$1,064	\$2,226
Floor Coverings	\$152	\$320
Major Appliances	\$429	\$899
Housewares And Small Appliances	\$1,890	\$3,955

<b>Totals:</b>	<b>\$4,059</b>	<b>\$8,814</b>
Household Textiles	\$269	\$585
Furniture	\$1,143	\$2,482
Floor Coverings	\$167	\$364
Major Appliances	\$460	\$1,001
Housewares And Small Appliances	\$2,018	\$4,382

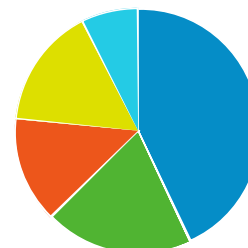
#### Shelter (2014)

- Mortgage Interest
- Property Taxes
- Miscellaneous Owned Dwelling Costs
- Rental Costs
- Other Lodging



#### Shelter (2019)

- Mortgage Interest
- Property Taxes
- Miscellaneous Owned Dwelling Costs
- Rental Costs
- Other Lodging

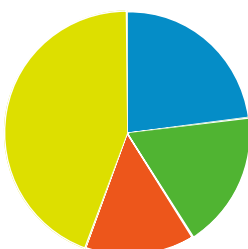


	\$ PER HOUSEHOLD	TOTAL \$000'S
<b>Totals:</b>	<b>\$16,033</b>	<b>\$33,543</b>
Mortgage Interest	\$6,878	\$14,390
Property Taxes	\$3,096	\$6,477
Miscellaneous Owned Dwelling Costs	\$2,237	\$4,680
Rental Costs	\$2,663	\$5,572
Other Lodging	\$1,158	\$2,424

	\$ PER HOUSEHOLD	TOTAL \$000'S
<b>Totals:</b>	<b>\$17,087</b>	<b>\$37,098</b>
Mortgage Interest	\$7,353	\$15,965
Property Taxes	\$3,346	\$7,264
Miscellaneous Owned Dwelling Costs	\$2,386	\$5,180
Rental Costs	\$2,714	\$5,894
Other Lodging	\$1,287	\$2,795

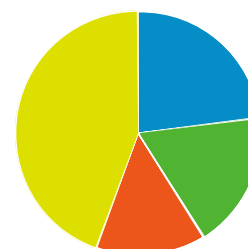
#### Household Operations (2014)

- Babysitting And Elderly Care
- Household Services
- Alimony And Child Support
- Household Supplies



#### Household Operations (2019)

- Babysitting And Elderly Care
- Household Services
- Alimony And Child Support
- Household Supplies

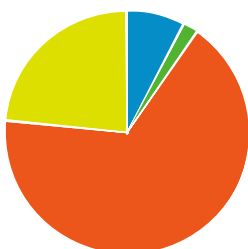


	\$ PER HOUSEHOLD	TOTAL \$000'S
<b>Totals:</b>	<b>\$3,284</b>	<b>\$6,871</b>
Babysitting And Elderly Care	\$754	\$1,579
Household Services	\$594	\$1,244
Alimony And Child Support	\$475	\$996
Household Supplies	\$1,458	\$3,052

	\$ PER HOUSEHOLD	TOTAL \$000'S
<b>Totals:</b>	<b>\$3,568</b>	<b>\$7,746</b>
Babysitting And Elderly Care	\$821	\$1,783
Household Services	\$644	\$1,400
Alimony And Child Support	\$518	\$1,125
Household Supplies	\$1,583	\$3,439

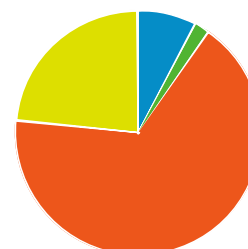
#### Personal Care (2014)

- Hair Care
- Electric Personal Care Appliances
- Personal Care Services
- Personal Care Products



#### Personal Care (2019)

- Hair Care
- Electric Personal Care Appliances
- Personal Care Services
- Personal Care Products



	\$ PER HOUSEHOLD	TOTAL \$000'S
<b>Totals:</b>	<b>\$1,157</b>	<b>\$2,422</b>
Hair Care	\$89	\$188
Electric Personal Care Appliances	\$22	\$48
Personal Care Services	\$774	\$1,621
Personal Care Products	\$270	\$566

	\$ PER HOUSEHOLD	TOTAL \$000'S
<b>Totals:</b>	<b>\$1,224</b>	<b>\$2,659</b>
Hair Care	\$95	\$206
Electric Personal Care Appliances	\$24	\$53
Personal Care Services	\$819	\$1,778
Personal Care Products	\$286	\$621

#### Utilities (2014)

- Natural Gas
- Electricity
- Fuel Oil And Other Fuels
- Telephone Service
- Other Utilities



#### Utilities (2019)

- Natural Gas
- Electricity
- Fuel Oil And Other Fuels
- Telephone Service
- Other Utilities

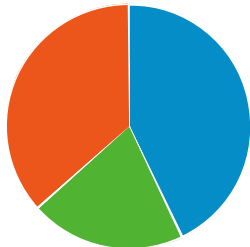


	\$ PER HOUSEHOLD	TOTAL \$000'S
<b>Totals:</b>	<b>\$5,145</b>	<b>\$10,765</b>
Natural Gas	\$745	\$1,561
Electricity	\$1,840	\$3,851
Fuel Oil And Other Fuels	\$197	\$414
Telephone Service	\$1,748	\$3,659
Other Utilities	\$611	\$1,280

	\$ PER HOUSEHOLD	TOTAL \$000'S
<b>Totals:</b>	<b>\$5,372</b>	<b>\$11,663</b>
Natural Gas	\$783	\$1,702
Electricity	\$1,918	\$4,164
Fuel Oil And Other Fuels	\$206	\$448
Telephone Service	\$1,822	\$3,956
Other Utilities	\$641	\$1,392

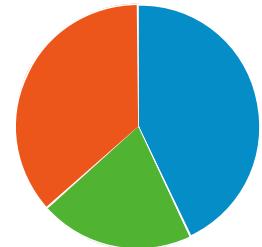
#### Reading (2014)

- Newspapers
- Magazines
- Books



#### Reading (2019)

- Newspapers
- Magazines
- Books

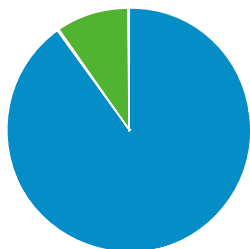


	\$ PER HOUSEHOLD	TOTAL \$000'S
<b>Totals:</b>	<b>\$268</b>	<b>\$562</b>
Newspapers	\$115	\$241
Magazines	\$55	\$115
Books	\$98	\$206

	\$ PER HOUSEHOLD	TOTAL \$000'S
<b>Totals:</b>	<b>\$285</b>	<b>\$620</b>
Newspapers	\$122	\$266
Magazines	\$58	\$127
Books	\$104	\$227

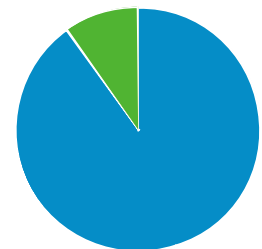
#### Tobacco (2014)

- Cigarettes
- Other Tobacco Products



#### Tobacco (2019)

- Cigarettes
- Other Tobacco Products



	\$ PER HOUSEHOLD	TOTAL \$000'S
<b>Totals:</b>	<b>\$419</b>	<b>\$878</b>
<b>Cigarettes</b>	<b>\$377</b>	<b>\$790</b>
<b>Other Tobacco Products</b>	<b>\$41</b>	<b>\$88</b>

	\$ PER HOUSEHOLD	TOTAL \$000'S
<b>Totals:</b>	<b>\$427</b>	<b>\$928</b>
<b>Cigarettes</b>	<b>\$384</b>	<b>\$836</b>
<b>Other Tobacco Products</b>	<b>\$42</b>	<b>\$93</b>

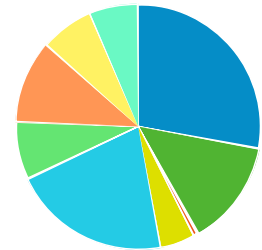
### Transportation (2014)

- New Vehicle Purchase
- Used Vehicle Purchase
- Motorcycles (New And Used)
- Vehicle Finance Charges
- Gasoline And Oil
- Vehicle Repair And Maintenance
- Vehicle Insurance
- Public Transportation
- Other Transportation Costs



### Transportation (2019)

- New Vehicle Purchase
- Used Vehicle Purchase
- Motorcycles (New And Used)
- Vehicle Finance Charges
- Gasoline And Oil
- Vehicle Repair And Maintenance
- Vehicle Insurance
- Public Transportation
- Other Transportation Costs

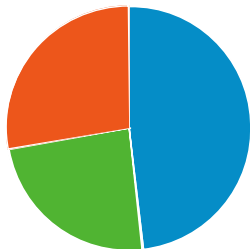


	\$ PER HOUSEHOLD	TOTAL \$000'S
<b>Totals:</b>	<b>\$15,718</b>	<b>\$32,884</b>
<b>New Vehicle Purchase</b>	<b>\$4,362</b>	<b>\$9,126</b>
<b>Used Vehicle Purchase</b>	<b>\$2,238</b>	<b>\$4,682</b>
<b>Motorcycles (New And Used)</b>	<b>\$99</b>	<b>\$209</b>
<b>Vehicle Finance Charges</b>	<b>\$712</b>	<b>\$1,491</b>
<b>Gasoline And Oil</b>	<b>\$3,336</b>	<b>\$6,981</b>
<b>Vehicle Repair And Maintenance</b>	<b>\$1,196</b>	<b>\$2,502</b>
<b>Vehicle Insurance</b>	<b>\$1,718</b>	<b>\$3,595</b>
<b>Public Transportation</b>	<b>\$1,067</b>	<b>\$2,232</b>
<b>Other Transportation Costs</b>	<b>\$987</b>	<b>\$2,065</b>

	\$ PER HOUSEHOLD	TOTAL \$000'S
<b>Totals:</b>	<b>\$16,461</b>	<b>\$35,738</b>
<b>New Vehicle Purchase</b>	<b>\$4,606</b>	<b>\$10,000</b>
<b>Used Vehicle Purchase</b>	<b>\$2,294</b>	<b>\$4,981</b>
<b>Motorcycles (New And Used)</b>	<b>\$101</b>	<b>\$220</b>
<b>Vehicle Finance Charges</b>	<b>\$737</b>	<b>\$1,601</b>
<b>Gasoline And Oil</b>	<b>\$3,454</b>	<b>\$7,501</b>
<b>Vehicle Repair And Maintenance</b>	<b>\$1,251</b>	<b>\$2,718</b>
<b>Vehicle Insurance</b>	<b>\$1,789</b>	<b>\$3,886</b>
<b>Public Transportation</b>	<b>\$1,167</b>	<b>\$2,534</b>
<b>Other Transportation Costs</b>	<b>\$1,058</b>	<b>\$2,299</b>

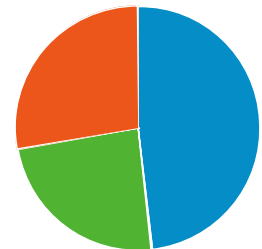
### Health Care (2014)

- Health Care Insurance
- Health Care Services
- Health Care Supplies And Equipment



### Health Care (2019)

- Health Care Insurance
- Health Care Services
- Health Care Supplies And Equipment



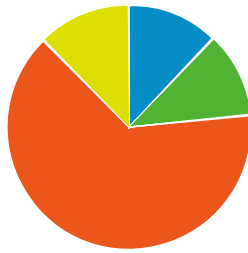
	\$ PER HOUSEHOLD	TOTAL \$000'S
<b>Totals:</b>	<b>\$4,549</b>	<b>\$9,517</b>
<b>Health Care Insurance</b>	<b>\$2,196</b>	<b>\$4,595</b>
<b>Health Care Services</b>	<b>\$1,088</b>	<b>\$2,276</b>
<b>Health Care Supplies And Equipment</b>	<b>\$1,264</b>	<b>\$2,645</b>

	\$ PER HOUSEHOLD	TOTAL \$000'S
<b>Totals:</b>	<b>\$4,765</b>	<b>\$10,347</b>
<b>Health Care Insurance</b>	<b>\$2,301</b>	<b>\$4,996</b>
<b>Health Care Services</b>	<b>\$1,139</b>	<b>\$2,475</b>
<b>Health Care Supplies And Equipment</b>	<b>\$1,324</b>	<b>\$2,876</b>

### Miscellaneous Expenses (2014)

### Miscellaneous Expenses (2019)

- Legal And Accounting
- Funeral And Cemetery
- Finance Charges Excluding Mortgage And Vehicle
- Other Miscellaneous Expenses



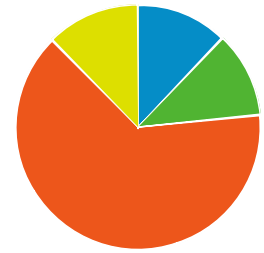
	\$ PER HOUSEHOLD	TOTAL \$000'S
<b>Totals:</b>	<b>\$1,278</b>	<b>\$2,674</b>
Legal And Accounting	\$155	\$325
Funeral And Cemetery	\$144	\$302
Finance Charges Excluding Mortgage And Vehicle	\$820	\$1,717
Other Miscellaneous Expenses	\$157	\$330

<b>Personal Insurance (2014)</b>		
	\$ PER HOUSEHOLD	TOTAL \$000'S
	\$956	\$2,000

<b>Contributions (2014)</b>		
	\$ PER HOUSEHOLD	TOTAL \$000'S
	\$3,651	\$7,639

<b>Retail Potential (2014)</b>		
	\$ PER HOUSEHOLD	TOTAL \$000'S
New Car Dealers	\$6,064	\$12,688
User Car Dealers	\$376	\$788
Recreational Vehicle Dealers	\$16	\$35
Motorcycle and Boat Dealers	\$287	\$601
Auto Parts and Accessories	\$799	\$1,672
Tire Dealers	\$365	\$764
Furniture Stores	\$867	\$1,814
Floor Covering Stores	\$217	\$456
Other Home Furnishing Stores	\$252	\$529
Appliances and Electronics Stores	\$1,500	\$3,139
Computer Stores	\$2,765	\$5,785
Camera and Photography Stores	\$103	\$216
Hardware Stores	\$346	\$725
Paint and Wallpaper Stores	\$30	\$64
Home Centers	\$869	\$1,818
Other Building Materials Stores	\$893	\$1,869
Outdoor Power Equipment Stores	\$29	\$61
Nursery and Garden Stores	\$232	\$485
Grocery Stores	\$9,274	\$19,403
Convenience Stores	\$443	\$927
Meat Markets	\$85	\$179
Fish and Seafood Markets	\$20	\$42
Fruit and Vegetable Markets	\$40	\$84
Other Specialty Food Markets	\$63	\$133
Liquor Stores	\$277	\$580
Pharmacy and Drug Stores	\$2,080	\$4,353
Costmetics and Beauty Stores	\$89	\$188

- Legal And Accounting
- Funeral And Cemetery
- Finance Charges Excluding Mortgage And Vehicle
- Other Miscellaneous Expenses



	\$ PER HOUSEHOLD	TOTAL \$000'S
<b>Totals:</b>	<b>\$1,346</b>	<b>\$2,924</b>
Legal And Accounting	\$163	\$356
Funeral And Cemetery	\$152	\$332
Finance Charges Excluding Mortgage And Vehicle	\$863	\$1,875
Other Miscellaneous Expenses	\$166	\$361

<b>Personal Insurance (2019)</b>		
	\$ PER HOUSEHOLD	TOTAL \$000'S
	\$1,046	\$2,273

<b>Contributions (2019)</b>		
	\$ PER HOUSEHOLD	TOTAL \$000'S
	\$4,065	\$8,825

Source: Applied Geographic Solutions, 2014

Optical Goods Stores	\$175	\$366
Other Health and Personal Care Stores	\$164	\$345
Gasoline Stations with Convenience Stores	\$1,721	\$3,602
Gasoline Stations without Convenience Stores	\$274	\$574
Men's Clothing Stores	\$110	\$231
Women's Clothing Stores	\$362	\$758
Childrens' and Infant's Clothing Stores	\$187	\$391
Family Clothing Stores	\$716	\$1,500
Clothing Accessory Stores	\$40	\$85
Other Apparel Stores	\$89	\$186
Shoe Stores	\$204	\$428
Jewelry Stores	\$494	\$1,034
Luggage Stores	\$344	\$720
Sporting Goods Stores	\$313	\$657
Hobby, Toy, and Game Stores	\$93	\$196
Sewing and Needlecraft Stores	\$45	\$95
Musical Instrument Stores	\$56	\$119
Book Stores	\$474	\$992
Record, Tape, and CD Stores	\$143	\$301
Department Stores	\$5,180	\$10,837
Warehouse Superstores	\$1,951	\$4,083
Other General Merchandise Stores	\$608	\$1,273
Florists	\$50	\$105
Office and Stationary Stores	\$495	\$1,037
Gift and Souvenir Stores	\$163	\$342
Used Merchandise Stores	\$104	\$219
Pet and Pet Supply Stores	\$94	\$198
Art Dealers	\$21	\$45
Mobile Home Dealers	\$1	\$2
Other Miscellaneous Retail Stores	\$238	\$499
Mail Order and Catalog Stores	\$3,769	\$7,886
Vending Machines	\$131	\$275
Fuel Dealers	\$1,067	\$2,232
Other Direct Selling Establishments	\$305	\$638
Hotels and Other Travel Accommodations	\$244	\$512
RV Parks	\$3	\$7
Rooming and Boarding Houses	\$1	\$4
Full Service Restaurants	\$1,637	\$3,426
Limited Service Restaurants	\$1,602	\$3,353
Special Food Services and Catering	\$269	\$565
Drinking Places	\$158	\$332

---



---