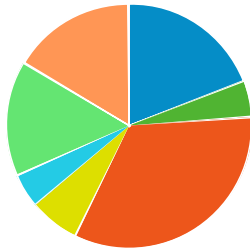


belgium consumer spending

Consumer Spending Report (Belgium, Wisconsin)

Apparel (2014)

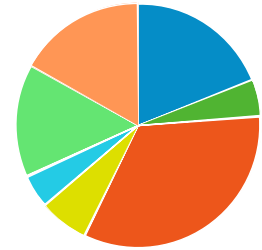
- Men's Apparel
- Boys' Apparel
- Women's Apparel
- Girls' Apparel
- Infants Apparel
- Footwear
- Apparel Services and Accessories



	\$ PER HOUSEHOLD	TOTAL \$000'S
Totals:	\$3,150	\$2,704
Men's Apparel	\$601	\$516
Boys' Apparel	\$151	\$130
Women's Apparel	\$1,049	\$900
Girls' Apparel	\$210	\$181
Infants Apparel	\$141	\$122
Footwear	\$481	\$413
Apparel Services and Accessories	\$515	\$442

Apparel (2019)

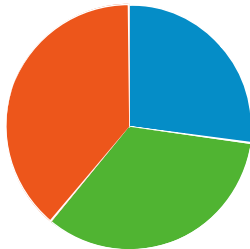
- Men's Apparel
- Boys' Apparel
- Women's Apparel
- Girls' Apparel
- Infants Apparel
- Footwear
- Apparel Services and Accessories



	\$ PER HOUSEHOLD	TOTAL \$000'S
Totals:	\$3,356	\$2,987
Men's Apparel	\$639	\$569
Boys' Apparel	\$160	\$143
Women's Apparel	\$1,117	\$995
Girls' Apparel	\$222	\$198
Infants Apparel	\$149	\$133
Footwear	\$498	\$444
Apparel Services and Accessories	\$566	\$504

Entertainment (2014)

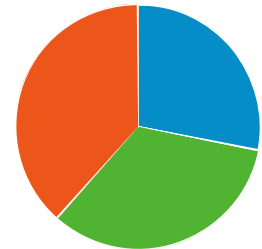
- Fees And Admissions
- Video And Audio Equipment
- Recreational Equipment And Supplies



	\$ PER HOUSEHOLD	TOTAL \$000'S
Totals:	\$3,701	\$3,176
Fees And Admissions	\$1,007	\$865
Video And Audio Equipment	\$1,249	\$1,072
Recreational Equipment And Supplies	\$1,443	\$1,239

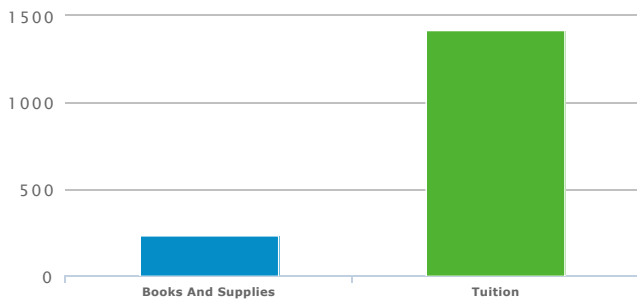
Entertainment (2019)

- Fees And Admissions
- Video And Audio Equipment
- Recreational Equipment And Supplies



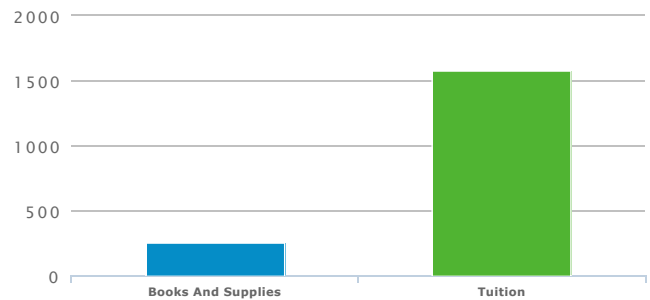
	\$ PER HOUSEHOLD	TOTAL \$000'S
Totals:	\$3,940	\$3,507
Fees And Admissions	\$1,108	\$986
Video And Audio Equipment	\$1,315	\$1,171
Recreational Equipment And Supplies	\$1,516	\$1,350

Education (2014)



	\$ PER HOUSEHOLD	TOTAL \$000'S
Totals:	\$1,652	\$1,418

Education (2019)

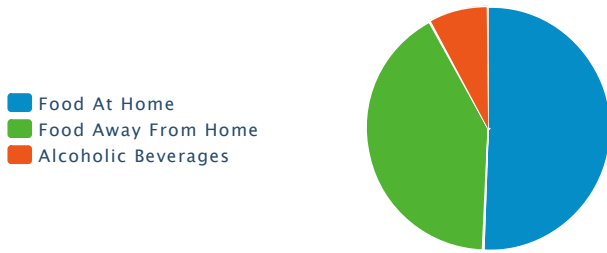


	\$ PER HOUSEHOLD	TOTAL \$000'S
Totals:	\$1,834	\$1,632

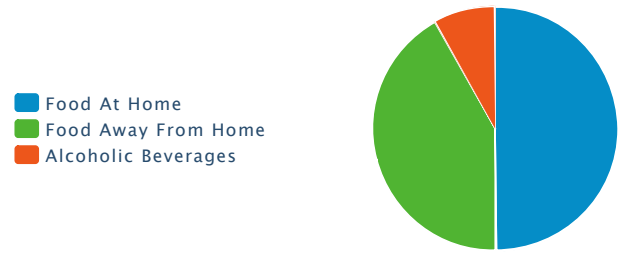
Books And Supplies	\$232	\$199
Tuition	\$1,420	\$1,219

Books And Supplies	\$257	\$229
Tuition	\$1,576	\$1,403

Food and Beverages (2014)



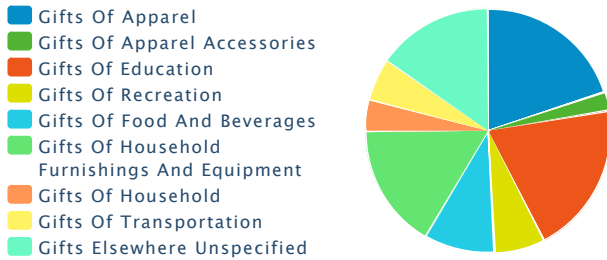
Food and Beverages (2019)



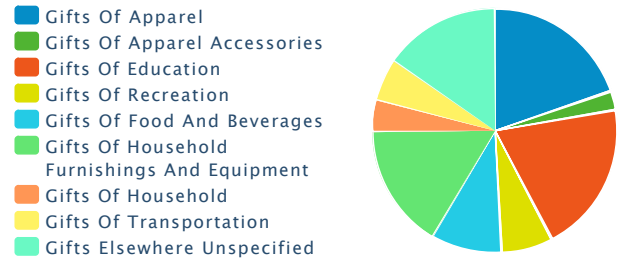
	\$ PER HOUSEHOLD	TOTAL \$000'S
Totals:	\$9,868	\$8,467
Food At Home	\$4,998	\$4,289
Food Away From Home	\$4,088	\$3,508
Alcoholic Beverages	\$781	\$670

	\$ PER HOUSEHOLD	TOTAL \$000'S
Totals:	\$10,369	\$9,228
Food At Home	\$5,183	\$4,613
Food Away From Home	\$4,341	\$3,864
Alcoholic Beverages	\$844	\$752

Gifts (2014)




Gifts (2019)




	\$ PER HOUSEHOLD	TOTAL \$000'S
Totals:	\$1,804	\$1,549
Gifts Of Apparel	\$358	\$307
Gifts Of Apparel Accessories	\$45	\$39
Gifts Of Education	\$361	\$311
Gifts Of Recreation	\$122	\$105
Gifts Of Food And Beverages	\$168	\$144
Gifts Of Household Furnishings And Equipment	\$294	\$253
Gifts Of Household	\$76	\$65
Gifts Of Transportation	\$99	\$85
Gifts Elsewhere Unspecified	\$278	\$239

	\$ PER HOUSEHOLD	TOTAL \$000'S
Totals:	\$1,980	\$1,763
Gifts Of Apparel	\$392	\$350
Gifts Of Apparel Accessories	\$49	\$44
Gifts Of Education	\$397	\$353
Gifts Of Recreation	\$134	\$120
Gifts Of Food And Beverages	\$184	\$164
Gifts Of Household Furnishings And Equipment	\$323	\$288
Gifts Of Household	\$83	\$74
Gifts Of Transportation	\$109	\$98
Gifts Elsewhere Unspecified	\$305	\$272

Household Furnishings (2014)



Household Furnishings (2019)



	\$ PER HOUSEHOLD	TOTAL \$000'S
--	------------------	---------------

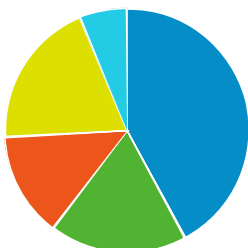
	\$ PER HOUSEHOLD	TOTAL \$000'S
--	------------------	---------------

Totals:	\$2,976	\$2,554
Household Textiles	\$207	\$178
Furniture	\$822	\$706
Floor Coverings	\$107	\$93
Major Appliances	\$337	\$289
Housewares And Small Appliances	\$1,501	\$1,288

Totals:	\$3,192	\$2,841
Household Textiles	\$219	\$195
Furniture	\$885	\$788
Floor Coverings	\$119	\$106
Major Appliances	\$360	\$321
Housewares And Small Appliances	\$1,607	\$1,430

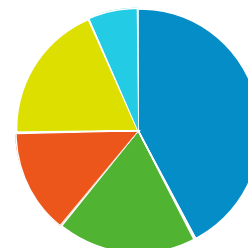
Shelter (2014)

- Mortgage Interest
- Property Taxes
- Miscellaneous Owned Dwelling Costs
- Rental Costs
- Other Lodging



Shelter (2019)

- Mortgage Interest
- Property Taxes
- Miscellaneous Owned Dwelling Costs
- Rental Costs
- Other Lodging

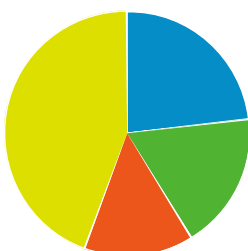


	\$ PER HOUSEHOLD	TOTAL \$000'S
Totals:	\$12,737	\$10,928
Mortgage Interest	\$5,368	\$4,606
Property Taxes	\$2,323	\$1,994
Miscellaneous Owned Dwelling Costs	\$1,754	\$1,506
Rental Costs	\$2,487	\$2,134
Other Lodging	\$802	\$689

	\$ PER HOUSEHOLD	TOTAL \$000'S
Totals:	\$13,584	\$12,090
Mortgage Interest	\$5,758	\$5,125
Property Taxes	\$2,519	\$2,242
Miscellaneous Owned Dwelling Costs	\$1,878	\$1,672
Rental Costs	\$2,528	\$2,250
Other Lodging	\$899	\$801

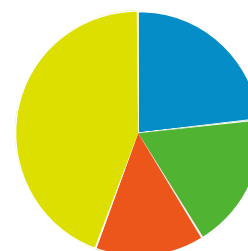
Household Operations (2014)

- Babysitting And Elderly Care
- Household Services
- Alimony And Child Support
- Household Supplies



Household Operations (2019)

- Babysitting And Elderly Care
- Household Services
- Alimony And Child Support
- Household Supplies

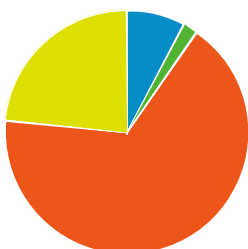


	\$ PER HOUSEHOLD	TOTAL \$000'S
Totals:	\$2,453	\$2,105
Babysitting And Elderly Care	\$568	\$488
Household Services	\$443	\$380
Alimony And Child Support	\$355	\$305
Household Supplies	\$1,085	\$932

	\$ PER HOUSEHOLD	TOTAL \$000'S
Totals:	\$2,671	\$2,378
Babysitting And Elderly Care	\$619	\$551
Household Services	\$481	\$429
Alimony And Child Support	\$388	\$346
Household Supplies	\$1,182	\$1,052

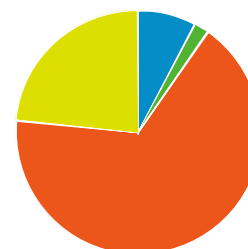
Personal Care (2014)

- Hair Care
- Electric Personal Care Appliances
- Personal Care Services
- Personal Care Products



Personal Care (2019)

- Hair Care
- Electric Personal Care Appliances
- Personal Care Services
- Personal Care Products



	\$ PER HOUSEHOLD	TOTAL \$000'S
Totals:	\$945	\$811
Hair Care	\$73	\$63
Electric Personal Care Appliances	\$18	\$16
Personal Care Services	\$632	\$543
Personal Care Products	\$220	\$189

	\$ PER HOUSEHOLD	TOTAL \$000'S
Totals:	\$1,000	\$890
Hair Care	\$77	\$69
Electric Personal Care Appliances	\$19	\$18
Personal Care Services	\$669	\$596
Personal Care Products	\$233	\$208

Utilities (2014)

- Natural Gas
- Electricity
- Fuel Oil And Other Fuels
- Telephone Service
- Other Utilities



Utilities (2019)

- Natural Gas
- Electricity
- Fuel Oil And Other Fuels
- Telephone Service
- Other Utilities

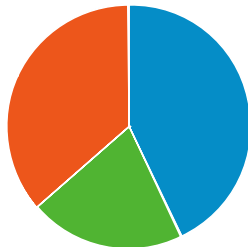


	\$ PER HOUSEHOLD	TOTAL \$000'S
Totals:	\$4,405	\$3,780
Natural Gas	\$622	\$534
Electricity	\$1,592	\$1,367
Fuel Oil And Other Fuels	\$167	\$144
Telephone Service	\$1,505	\$1,292
Other Utilities	\$516	\$443

	\$ PER HOUSEHOLD	TOTAL \$000'S
Totals:	\$4,593	\$4,088
Natural Gas	\$653	\$582
Electricity	\$1,656	\$1,474
Fuel Oil And Other Fuels	\$174	\$156
Telephone Service	\$1,567	\$1,395
Other Utilities	\$540	\$481

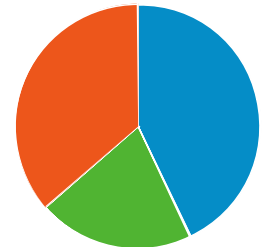
Reading (2014)

- Newspapers
- Magazines
- Books



Reading (2019)

- Newspapers
- Magazines
- Books

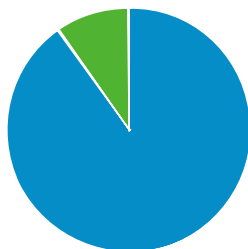


	\$ PER HOUSEHOLD	TOTAL \$000'S
Totals:	\$215	\$185
Newspapers	\$92	\$79
Magazines	\$44	\$38
Books	\$78	\$68

	\$ PER HOUSEHOLD	TOTAL \$000'S
Totals:	\$229	\$204
Newspapers	\$98	\$88
Magazines	\$47	\$42
Books	\$83	\$75

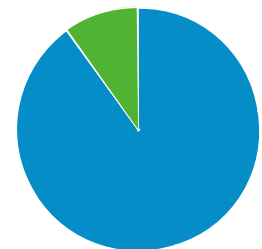
Tobacco (2014)

- Cigarettes
- Other Tobacco Products



Tobacco (2019)

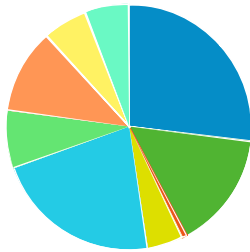
- Cigarettes
- Other Tobacco Products



	\$ PER HOUSEHOLD	TOTAL \$000'S
Totals:	\$389	\$334
Cigarettes	\$350	\$300
Other Tobacco Products	\$38	\$33

Transportation (2014)

- New Vehicle Purchase
- Used Vehicle Purchase
- Motorcycles (New And Used)
- Vehicle Finance Charges
- Gasoline And Oil
- Vehicle Repair And Maintenance
- Vehicle Insurance
- Public Transportation
- Other Transportation Costs



	\$ PER HOUSEHOLD	TOTAL \$000'S
Totals:	\$13,171	\$11,301
New Vehicle Purchase	\$3,545	\$3,042
Used Vehicle Purchase	\$2,016	\$1,730
Motorcycles (New And Used)	\$91	\$79
Vehicle Finance Charges	\$622	\$534
Gasoline And Oil	\$2,878	\$2,469
Vehicle Repair And Maintenance	\$1,008	\$865
Vehicle Insurance	\$1,462	\$1,255
Public Transportation	\$780	\$670
Other Transportation Costs	\$766	\$658

Health Care (2014)

- Health Care Insurance
- Health Care Services
- Health Care Supplies And Equipment



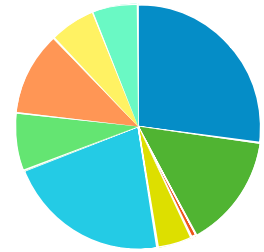
	\$ PER HOUSEHOLD	TOTAL \$000'S
Totals:	\$3,855	\$3,308
Health Care Insurance	\$1,860	\$1,597
Health Care Services	\$927	\$796
Health Care Supplies And Equipment	\$1,067	\$916

Miscellaneous Expenses (2014)

	\$ PER HOUSEHOLD	TOTAL \$000'S
Totals:	\$395	\$352
Cigarettes	\$356	\$317
Other Tobacco Products	\$39	\$35

Transportation (2019)

- New Vehicle Purchase
- Used Vehicle Purchase
- Motorcycles (New And Used)
- Vehicle Finance Charges
- Gasoline And Oil
- Vehicle Repair And Maintenance
- Vehicle Insurance
- Public Transportation
- Other Transportation Costs



	\$ PER HOUSEHOLD	TOTAL \$000'S
Totals:	\$13,818	\$12,298
New Vehicle Purchase	\$3,760	\$3,347
Used Vehicle Purchase	\$2,070	\$1,843
Motorcycles (New And Used)	\$94	\$84
Vehicle Finance Charges	\$646	\$576
Gasoline And Oil	\$2,984	\$2,656
Vehicle Repair And Maintenance	\$1,056	\$940
Vehicle Insurance	\$1,526	\$1,358
Public Transportation	\$856	\$762
Other Transportation Costs	\$823	\$733

Health Care (2019)

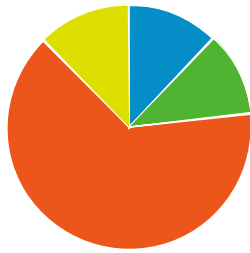
- Health Care Insurance
- Health Care Services
- Health Care Supplies And Equipment



	\$ PER HOUSEHOLD	TOTAL \$000'S
Totals:	\$4,032	\$3,589
Health Care Insurance	\$1,946	\$1,732
Health Care Services	\$969	\$863
Health Care Supplies And Equipment	\$1,116	\$994

Miscellaneous Expenses (2019)

- Legal And Accounting
- Funeral And Cemetery
- Finance Charges Excluding Mortgage And Vehicle
- Other Miscellaneous Expenses



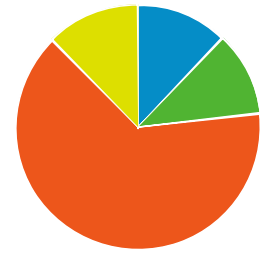
	\$ PER HOUSEHOLD	TOTAL \$000'S
Totals:	\$1,068	\$917
Legal And Accounting	\$129	\$111
Funeral And Cemetery	\$119	\$102
Finance Charges Excluding Mortgage And Vehicle	\$687	\$590
Other Miscellaneous Expenses	\$132	\$114

Personal Insurance (2014)		
	\$ PER HOUSEHOLD	TOTAL \$000'S
	\$699	\$600

Contributions (2014)		
	\$ PER HOUSEHOLD	TOTAL \$000'S
	\$2,551	\$2,189

Retail Potential (2014)		
	\$ PER HOUSEHOLD	TOTAL \$000'S
New Car Dealers	\$5,190	\$4,454
User Car Dealers	\$322	\$277
Recreational Vehicle Dealers	\$14	\$12
Motorcycle and Boat Dealers	\$239	\$205
Auto Parts and Accessories	\$676	\$581
Tire Dealers	\$309	\$266
Furniture Stores	\$664	\$570
Floor Covering Stores	\$170	\$146
Other Home Furnishing Stores	\$199	\$171
Appliances and Electronics Stores	\$1,184	\$1,016
Computer Stores	\$2,153	\$1,848
Camera and Photography Stores	\$85	\$73
Hardware Stores	\$270	\$232
Paint and Wallpaper Stores	\$24	\$21
Home Centers	\$686	\$589
Other Building Materials Stores	\$696	\$598
Outdoor Power Equipment Stores	\$23	\$20
Nursery and Garden Stores	\$185	\$159
Grocery Stores	\$7,466	\$6,406
Convenience Stores	\$362	\$311
Meat Markets	\$72	\$62
Fish and Seafood Markets	\$17	\$15
Fruit and Vegetable Markets	\$34	\$30
Other Specialty Food Markets	\$54	\$46
Liquor Stores	\$217	\$186
Pharmacy and Drug Stores	\$1,652	\$1,418
Costmetics and Beauty Stores	\$71	\$61

- Legal And Accounting
- Funeral And Cemetery
- Finance Charges Excluding Mortgage And Vehicle
- Other Miscellaneous Expenses



	\$ PER HOUSEHOLD	TOTAL \$000'S
Totals:	\$1,124	\$1,000
Legal And Accounting	\$136	\$121
Funeral And Cemetery	\$125	\$112
Finance Charges Excluding Mortgage And Vehicle	\$722	\$643
Other Miscellaneous Expenses	\$139	\$124

Personal Insurance (2019)		
	\$ PER HOUSEHOLD	TOTAL \$000'S
	\$767	\$683

Contributions (2019)		
	\$ PER HOUSEHOLD	TOTAL \$000'S
	\$2,846	\$2,534

Source: Applied Geographic Solutions, 2014

Optical Goods Stores	\$149	\$128
Other Health and Personal Care Stores	\$132	\$113
Gasoline Stations with Convenience Stores	\$1,405	\$1,206
Gasoline Stations without Convenience Stores	\$229	\$197
Men's Clothing Stores	\$88	\$76
Women's Clothing Stores	\$287	\$246
Childrens' and Infant's Clothing Stores	\$149	\$128
Family Clothing Stores	\$570	\$490
Clothing Accessory Stores	\$30	\$26
Other Apparel Stores	\$71	\$61
Shoe Stores	\$174	\$150
Jewelry Stores	\$361	\$310
Luggage Stores	\$273	\$235
Sporting Goods Stores	\$257	\$221
Hobby, Toy, and Game Stores	\$75	\$64
Sewing and Needlecraft Stores	\$33	\$29
Musical Instrument Stores	\$46	\$39
Book Stores	\$395	\$340
Record, Tape, and CD Stores	\$115	\$99
Department Stores	\$4,023	\$3,452
Warehouse Superstores	\$1,562	\$1,341
Other General Merchandise Stores	\$471	\$405
Florists	\$40	\$34
Office and Stationary Stores	\$383	\$329
Gift and Souvenir Stores	\$127	\$109
Used Merchandise Stores	\$82	\$70
Pet and Pet Supply Stores	\$79	\$68
Art Dealers	\$16	\$14
Mobile Home Dealers	\$1	\$1
Other Miscellaneous Retail Stores	\$189	\$162
Mail Order and Catalog Stores	\$2,952	\$2,533
Vending Machines	\$110	\$95
Fuel Dealers	\$916	\$787
Other Direct Selling Establishments	\$244	\$210
Hotels and Other Travel Accommodations	\$194	\$167
RV Parks	\$3	\$3
Rooming and Boarding Houses	\$1	\$1
Full Service Restaurants	\$1,306	\$1,121
Limited Service Restaurants	\$1,288	\$1,105
Special Food Services and Catering	\$216	\$186
Drinking Places	\$121	\$104
