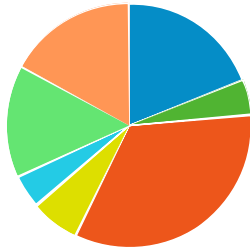


cedarburg city consumer spending

Consumer Spending Report (Cedarburg, Wisconsin)

Apparel (2014)

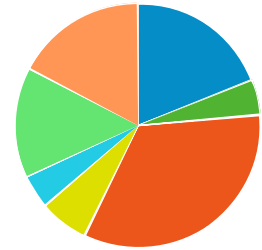
- Men's Apparel
- Boys' Apparel
- Women's Apparel
- Girls' Apparel
- Infants Apparel
- Footwear
- Apparel Services and Accessories



	\$ PER HOUSEHOLD	TOTAL \$000'S
Totals:	\$3,153	\$15,044
Men's Apparel	\$596	\$2,848
Boys' Apparel	\$149	\$713
Women's Apparel	\$1,057	\$5,047
Girls' Apparel	\$206	\$985
Infants Apparel	\$139	\$667
Footwear	\$467	\$2,230
Apparel Services and Accessories	\$535	\$2,553

Apparel (2019)

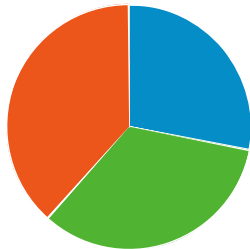
- Men's Apparel
- Boys' Apparel
- Women's Apparel
- Girls' Apparel
- Infants Apparel
- Footwear
- Apparel Services and Accessories



	\$ PER HOUSEHOLD	TOTAL \$000'S
Totals:	\$3,353	\$16,591
Men's Apparel	\$634	\$3,138
Boys' Apparel	\$158	\$785
Women's Apparel	\$1,125	\$5,567
Girls' Apparel	\$218	\$1,083
Infants Apparel	\$148	\$734
Footwear	\$485	\$2,404
Apparel Services and Accessories	\$582	\$2,881

Entertainment (2014)

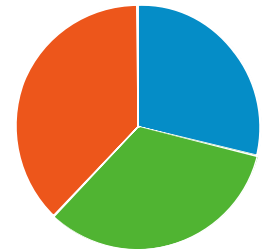
- Fees And Admissions
- Video And Audio Equipment
- Recreational Equipment And Supplies



	\$ PER HOUSEHOLD	TOTAL \$000'S
Totals:	\$3,700	\$17,654
Fees And Admissions	\$1,039	\$4,960
Video And Audio Equipment	\$1,240	\$5,920
Recreational Equipment And Supplies	\$1,419	\$6,774

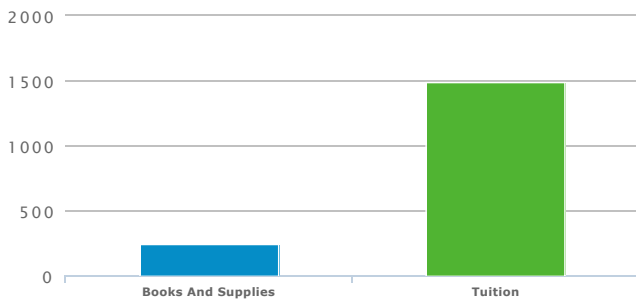
Entertainment (2019)

- Fees And Admissions
- Video And Audio Equipment
- Recreational Equipment And Supplies



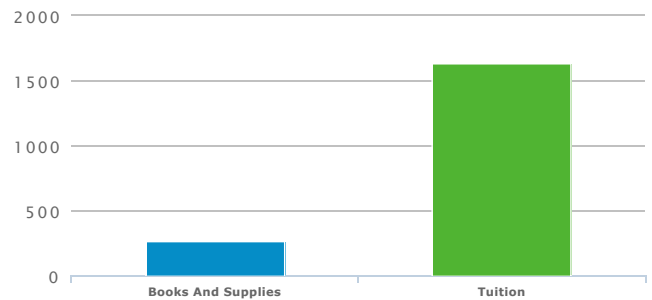
	\$ PER HOUSEHOLD	TOTAL \$000'S
Totals:	\$3,939	\$19,488
Fees And Admissions	\$1,135	\$5,617
Video And Audio Equipment	\$1,307	\$6,467
Recreational Equipment And Supplies	\$1,496	\$7,404

Education (2014)



	\$ PER HOUSEHOLD	TOTAL \$000'S
Totals:	\$1,728	\$8,245

Education (2019)

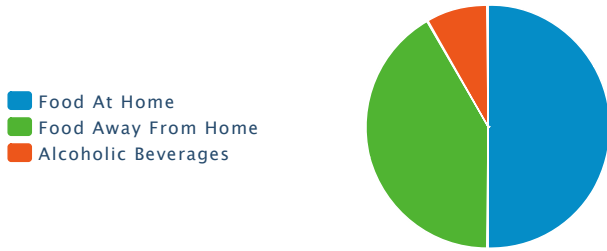


	\$ PER HOUSEHOLD	TOTAL \$000'S
Totals:	\$1,896	\$9,384

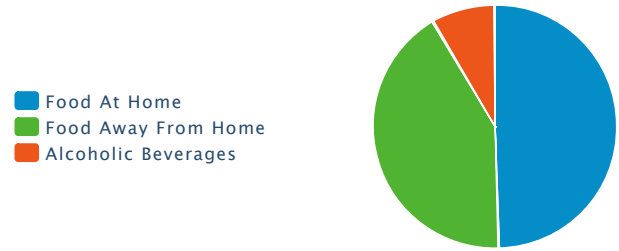
Books And Supplies	\$242	\$1,155
Tuition	\$1,486	\$7,090

Books And Supplies	\$265	\$1,314
Tuition	\$1,631	\$8,070

Food and Beverages (2014)



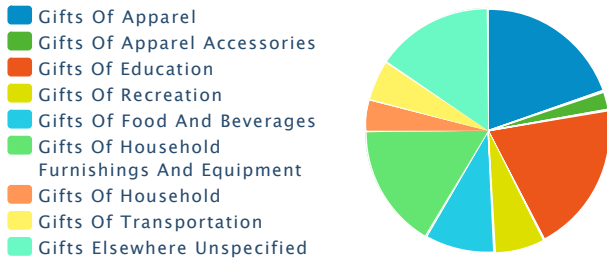
Food and Beverages (2019)



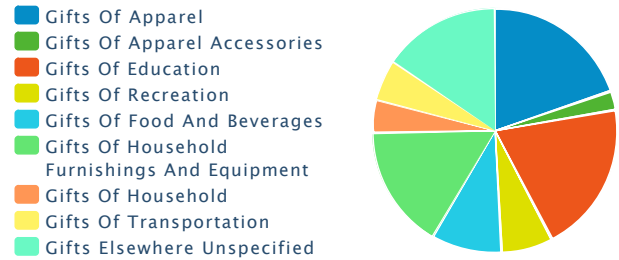
	\$ PER HOUSEHOLD	TOTAL \$000'S
Totals:	\$9,754	\$46,538
Food At Home	\$4,891	\$23,339
Food Away From Home	\$4,056	\$19,356
Alcoholic Beverages	\$805	\$3,843

	\$ PER HOUSEHOLD	TOTAL \$000'S
Totals:	\$10,261	\$50,764
Food At Home	\$5,087	\$25,170
Food Away From Home	\$4,305	\$21,301
Alcoholic Beverages	\$867	\$4,293

Gifts (2014)




Gifts (2019)




	\$ PER HOUSEHOLD	TOTAL \$000'S
Totals:	\$1,880	\$8,974
Gifts Of Apparel	\$372	\$1,778
Gifts Of Apparel Accessories	\$47	\$227
Gifts Of Education	\$377	\$1,803
Gifts Of Recreation	\$127	\$610
Gifts Of Food And Beverages	\$174	\$831
Gifts Of Household Furnishings And Equipment	\$307	\$1,466
Gifts Of Household	\$79	\$381
Gifts Of Transportation	\$103	\$493
Gifts Elsewhere Unspecified	\$290	\$1,385

	\$ PER HOUSEHOLD	TOTAL \$000'S
Totals:	\$2,047	\$10,130
Gifts Of Apparel	\$405	\$2,006
Gifts Of Apparel Accessories	\$51	\$256
Gifts Of Education	\$411	\$2,035
Gifts Of Recreation	\$139	\$688
Gifts Of Food And Beverages	\$189	\$937
Gifts Of Household Furnishings And Equipment	\$334	\$1,656
Gifts Of Household	\$86	\$429
Gifts Of Transportation	\$113	\$560
Gifts Elsewhere Unspecified	\$316	\$1,564

Household Furnishings (2014)



Household Furnishings (2019)



	\$ PER HOUSEHOLD	TOTAL \$000'S
--	------------------	---------------

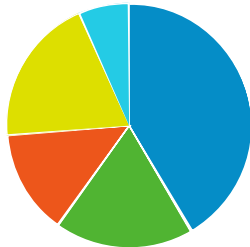
	\$ PER HOUSEHOLD	TOTAL \$000'S
--	------------------	---------------

Totals:	\$2,961	\$14,129
Household Textiles	\$205	\$979
Furniture	\$817	\$3,901
Floor Coverings	\$111	\$530
Major Appliances	\$339	\$1,619
Housewares And Small Appliances	\$1,488	\$7,100

Totals:	\$3,168	\$15,675
Household Textiles	\$217	\$1,076
Furniture	\$878	\$4,343
Floor Coverings	\$121	\$601
Major Appliances	\$361	\$1,790
Housewares And Small Appliances	\$1,589	\$7,864

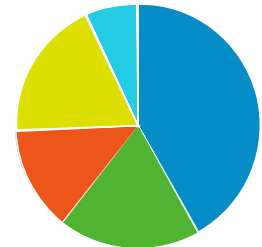
Shelter (2014)

- Mortgage Interest
- Property Taxes
- Miscellaneous Owned Dwelling Costs
- Rental Costs
- Other Lodging



Shelter (2019)

- Mortgage Interest
- Property Taxes
- Miscellaneous Owned Dwelling Costs
- Rental Costs
- Other Lodging

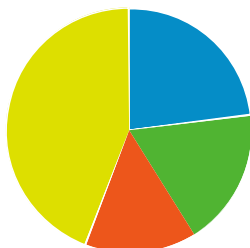


	\$ PER HOUSEHOLD	TOTAL \$000'S
Totals:	\$12,763	\$60,896
Mortgage Interest	\$5,303	\$25,304
Property Taxes	\$2,348	\$11,206
Miscellaneous Owned Dwelling Costs	\$1,763	\$8,414
Rental Costs	\$2,492	\$11,893
Other Lodging	\$854	\$4,078

	\$ PER HOUSEHOLD	TOTAL \$000'S
Totals:	\$13,586	\$67,215
Mortgage Interest	\$5,687	\$28,134
Property Taxes	\$2,534	\$12,536
Miscellaneous Owned Dwelling Costs	\$1,881	\$9,306
Rental Costs	\$2,539	\$12,563
Other Lodging	\$945	\$4,675

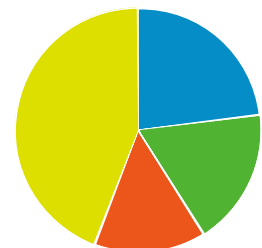
Household Operations (2014)

- Babysitting And Elderly Care
- Household Services
- Alimony And Child Support
- Household Supplies



Household Operations (2019)

- Babysitting And Elderly Care
- Household Services
- Alimony And Child Support
- Household Supplies

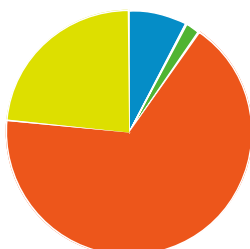


	\$ PER HOUSEHOLD	TOTAL \$000'S
Totals:	\$2,502	\$11,940
Babysitting And Elderly Care	\$576	\$2,752
Household Services	\$452	\$2,160
Alimony And Child Support	\$368	\$1,757
Household Supplies	\$1,104	\$5,271

	\$ PER HOUSEHOLD	TOTAL \$000'S
Totals:	\$2,708	\$13,397
Babysitting And Elderly Care	\$624	\$3,091
Household Services	\$488	\$2,418
Alimony And Child Support	\$399	\$1,975
Household Supplies	\$1,195	\$5,913

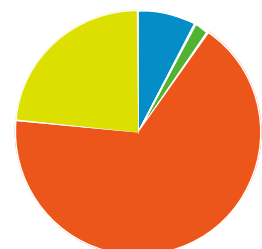
Personal Care (2014)

- Hair Care
- Electric Personal Care Appliances
- Personal Care Services
- Personal Care Products



Personal Care (2019)

- Hair Care
- Electric Personal Care Appliances
- Personal Care Services
- Personal Care Products



	\$ PER HOUSEHOLD	TOTAL \$000'S
Totals:	\$938	\$4,480
Hair Care	\$73	\$348
Electric Personal Care Appliances	\$18	\$88
Personal Care Services	\$628	\$2,997
Personal Care Products	\$219	\$1,046

	\$ PER HOUSEHOLD	TOTAL \$000'S
Totals:	\$992	\$4,910
Hair Care	\$77	\$382
Electric Personal Care Appliances	\$19	\$97
Personal Care Services	\$663	\$3,284
Personal Care Products	\$231	\$1,147

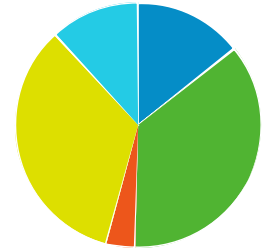
Utilities (2014)

- Natural Gas
- Electricity
- Fuel Oil And Other Fuels
- Telephone Service
- Other Utilities



Utilities (2019)

- Natural Gas
- Electricity
- Fuel Oil And Other Fuels
- Telephone Service
- Other Utilities

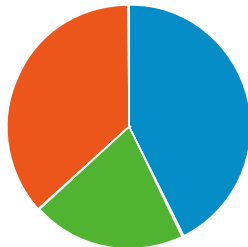


	\$ PER HOUSEHOLD	TOTAL \$000'S
Totals:	\$4,349	\$20,751
Natural Gas	\$620	\$2,962
Electricity	\$1,572	\$7,503
Fuel Oil And Other Fuels	\$163	\$782
Telephone Service	\$1,482	\$7,072
Other Utilities	\$509	\$2,432

	\$ PER HOUSEHOLD	TOTAL \$000'S
Totals:	\$4,542	\$22,470
Natural Gas	\$651	\$3,224
Electricity	\$1,638	\$8,103
Fuel Oil And Other Fuels	\$171	\$846
Telephone Service	\$1,546	\$7,652
Other Utilities	\$534	\$2,644

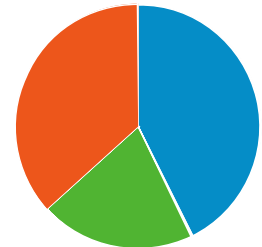
Reading (2014)

- Newspapers
- Magazines
- Books



Reading (2019)

- Newspapers
- Magazines
- Books

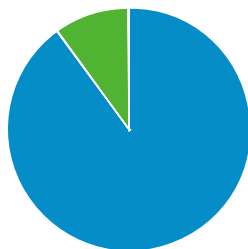


	\$ PER HOUSEHOLD	TOTAL \$000'S
Totals:	\$216	\$1,034
Newspapers	\$92	\$444
Magazines	\$44	\$212
Books	\$79	\$378

	\$ PER HOUSEHOLD	TOTAL \$000'S
Totals:	\$230	\$1,138
Newspapers	\$98	\$489
Magazines	\$47	\$233
Books	\$84	\$416

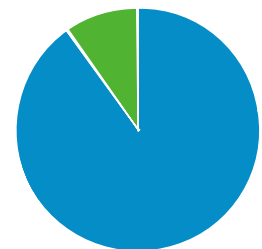
Tobacco (2014)

- Cigarettes
- Other Tobacco Products



Tobacco (2019)

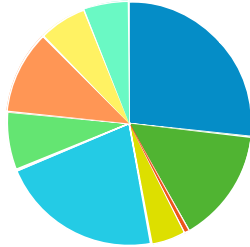
- Cigarettes
- Other Tobacco Products



	\$ PER HOUSEHOLD	TOTAL \$000'S
Totals:	\$380	\$1,816
Cigarettes	\$342	\$1,634
Other Tobacco Products	\$38	\$182

Transportation (2014)

- New Vehicle Purchase
- Used Vehicle Purchase
- Motorcycles (New And Used)
- Vehicle Finance Charges
- Gasoline And Oil
- Vehicle Repair And Maintenance
- Vehicle Insurance
- Public Transportation
- Other Transportation Costs



	\$ PER HOUSEHOLD	TOTAL \$000'S
Totals:	\$12,816	\$61,147
New Vehicle Purchase	\$3,428	\$16,359
Used Vehicle Purchase	\$1,939	\$9,255
Motorcycles (New And Used)	\$82	\$392
Vehicle Finance Charges	\$593	\$2,831
Gasoline And Oil	\$2,773	\$13,232
Vehicle Repair And Maintenance	\$987	\$4,712
Vehicle Insurance	\$1,427	\$6,811
Public Transportation	\$811	\$3,873
Other Transportation Costs	\$771	\$3,682

Health Care (2014)

- Health Care Insurance
- Health Care Services
- Health Care Supplies And Equipment



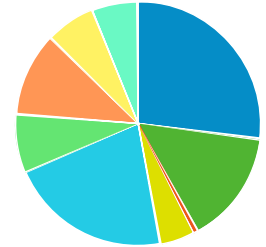
	\$ PER HOUSEHOLD	TOTAL \$000'S
Totals:	\$3,836	\$18,302
Health Care Insurance	\$1,852	\$8,839
Health Care Services	\$922	\$4,402
Health Care Supplies And Equipment	\$1,060	\$5,061

Miscellaneous Expenses (2014)

	\$ PER HOUSEHOLD	TOTAL \$000'S
Totals:	\$388	\$1,923
Cigarettes	\$349	\$1,731
Other Tobacco Products	\$38	\$192

Transportation (2019)

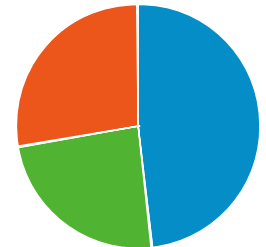
- New Vehicle Purchase
- Used Vehicle Purchase
- Motorcycles (New And Used)
- Vehicle Finance Charges
- Gasoline And Oil
- Vehicle Repair And Maintenance
- Vehicle Insurance
- Public Transportation
- Other Transportation Costs



	\$ PER HOUSEHOLD	TOTAL \$000'S
Totals:	\$13,477	\$66,671
New Vehicle Purchase	\$3,646	\$18,038
Used Vehicle Purchase	\$2,001	\$9,899
Motorcycles (New And Used)	\$84	\$419
Vehicle Finance Charges	\$619	\$3,064
Gasoline And Oil	\$2,884	\$14,271
Vehicle Repair And Maintenance	\$1,036	\$5,127
Vehicle Insurance	\$1,493	\$7,387
Public Transportation	\$882	\$4,367
Other Transportation Costs	\$828	\$4,097

Health Care (2019)

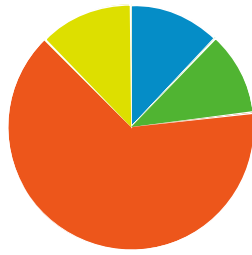
- Health Care Insurance
- Health Care Services
- Health Care Supplies And Equipment



	\$ PER HOUSEHOLD	TOTAL \$000'S
Totals:	\$4,014	\$19,860
Health Care Insurance	\$1,938	\$9,591
Health Care Services	\$965	\$4,776
Health Care Supplies And Equipment	\$1,110	\$5,493

Miscellaneous Expenses (2019)

- Legal And Accounting
- Funeral And Cemetery
- Finance Charges Excluding Mortgage And Vehicle
- Other Miscellaneous Expenses



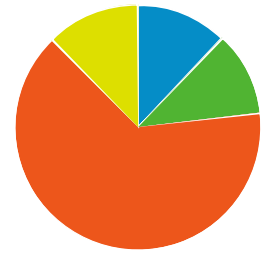
	\$ PER HOUSEHOLD	TOTAL \$000'S
Totals:	\$1,064	\$5,079
Legal And Accounting	\$128	\$615
Funeral And Cemetery	\$118	\$566
Finance Charges Excluding Mortgage And Vehicle	\$685	\$3,269
Other Miscellaneous Expenses	\$132	\$630

Personal Insurance (2014)		
	\$ PER HOUSEHOLD	TOTAL \$000'S
	\$724	\$3,459

Contributions (2014)		
	\$ PER HOUSEHOLD	TOTAL \$000'S
	\$2,728	\$13,017

Retail Potential (2014)		
	\$ PER HOUSEHOLD	TOTAL \$000'S
New Car Dealers	\$5,010	\$23,904
User Car Dealers	\$310	\$1,482
Recreational Vehicle Dealers	\$13	\$67
Motorcycle and Boat Dealers	\$235	\$1,121
Auto Parts and Accessories	\$662	\$3,159
Tire Dealers	\$302	\$1,444
Furniture Stores	\$663	\$3,167
Floor Covering Stores	\$171	\$817
Other Home Furnishing Stores	\$199	\$950
Appliances and Electronics Stores	\$1,174	\$5,603
Computer Stores	\$2,130	\$10,165
Camera and Photography Stores	\$84	\$401
Hardware Stores	\$271	\$1,294
Paint and Wallpaper Stores	\$24	\$115
Home Centers	\$684	\$3,266
Other Building Materials Stores	\$701	\$3,346
Outdoor Power Equipment Stores	\$22	\$109
Nursery and Garden Stores	\$183	\$875
Grocery Stores	\$7,482	\$35,698
Convenience Stores	\$357	\$1,705
Meat Markets	\$71	\$340
Fish and Seafood Markets	\$16	\$80
Fruit and Vegetable Markets	\$33	\$160
Other Specialty Food Markets	\$52	\$253
Liquor Stores	\$219	\$1,048
Pharmacy and Drug Stores	\$1,662	\$7,932
Costmetics and Beauty Stores	\$71	\$343

- Legal And Accounting
- Funeral And Cemetery
- Finance Charges Excluding Mortgage And Vehicle
- Other Miscellaneous Expenses



	\$ PER HOUSEHOLD	TOTAL \$000'S
Totals:	\$1,122	\$5,553
Legal And Accounting	\$135	\$672
Funeral And Cemetery	\$125	\$622
Finance Charges Excluding Mortgage And Vehicle	\$721	\$3,570
Other Miscellaneous Expenses	\$139	\$689

Personal Insurance (2019)		
	\$ PER HOUSEHOLD	TOTAL \$000'S
	\$788	\$3,902

Contributions (2019)		
	\$ PER HOUSEHOLD	TOTAL \$000'S
	\$3,005	\$14,866

Source: Applied Geographic Solutions, 2014

Optical Goods Stores	\$149	\$715
Other Health and Personal Care Stores	\$132	\$633
Gasoline Stations with Convenience Stores	\$1,384	\$6,603
Gasoline Stations without Convenience Stores	\$224	\$1,069
Men's Clothing Stores	\$88	\$420
Women's Clothing Stores	\$289	\$1,380
Childrens' and Infant's Clothing Stores	\$148	\$710
Family Clothing Stores	\$571	\$2,726
Clothing Accessory Stores	\$31	\$150
Other Apparel Stores	\$71	\$340
Shoe Stores	\$170	\$813
Jewelry Stores	\$376	\$1,794
Luggage Stores	\$270	\$1,292
Sporting Goods Stores	\$255	\$1,217
Hobby, Toy, and Game Stores	\$75	\$358
Sewing and Needlecraft Stores	\$34	\$166
Musical Instrument Stores	\$45	\$219
Book Stores	\$395	\$1,887
Record, Tape, and CD Stores	\$115	\$549
Department Stores	\$4,070	\$19,422
Warehouse Superstores	\$1,564	\$7,466
Other General Merchandise Stores	\$477	\$2,279
Florists	\$39	\$188
Office and Stationary Stores	\$381	\$1,822
Gift and Souvenir Stores	\$128	\$613
Used Merchandise Stores	\$82	\$395
Pet and Pet Supply Stores	\$77	\$371
Art Dealers	\$16	\$81
Mobile Home Dealers	\$1	\$5
Other Miscellaneous Retail Stores	\$187	\$895
Mail Order and Catalog Stores	\$2,931	\$13,985
Vending Machines	\$108	\$518
Fuel Dealers	\$901	\$4,303
Other Direct Selling Establishments	\$244	\$1,167
Hotels and Other Travel Accommodations	\$194	\$929
RV Parks	\$2	\$14
Rooming and Boarding Houses	\$1	\$6
Full Service Restaurants	\$1,304	\$6,224
Limited Service Restaurants	\$1,280	\$6,109
Special Food Services and Catering	\$215	\$1,028
Drinking Places	\$124	\$595
